



Foyer

Harvest Gold



DESCRIPTION: Fireplace



Top Section (with chimney)	imperial	metric
-------------------------------	----------	--------

OLD CODE: 833139

NEW CODE: 000582

Weight	2 023 lbs	918 kg
Height	52 1/4"	1 327 mm
Width	51 3/8"	1 305 mm
Thickness	31 5/8"	803 mm

Bottom Section	imperial	metric
----------------	----------	--------

OLD CODE: 833039

NEW CODE: 000584

Weight	4 615 lbs	2 093 kg
Height	43 1/2"	1 105 mm
Width	59 1/4"	1 505 mm
Thickness	43 1/4"	1 099 mm

NOTES

See pages 163 to 166 for more technical information and installation details.

Woodbox (With York Cap)	imperial	metric
----------------------------	----------	--------

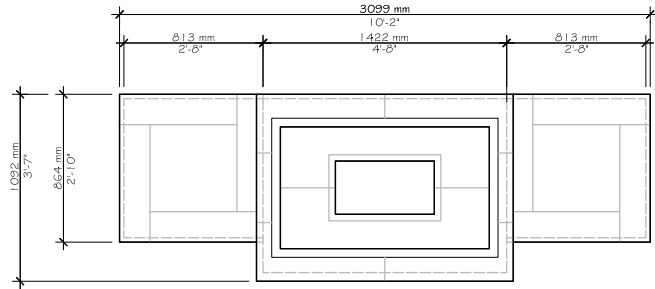
Woodbox Code - Left

OLD CODE: 833239 / **NEW CODE:** 000586

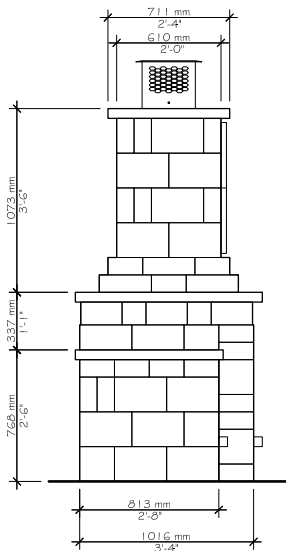
Woodbox Code - Right

OLD CODE: 833339 / **NEW CODE:** 000588

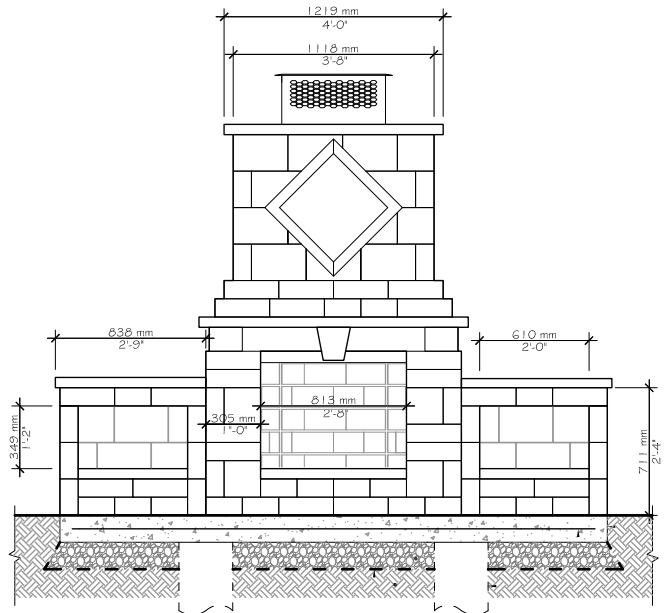
Weight	1 610 lbs	730 kg
Height	29 7/8"	759 mm
Width	33 1/2"	851 mm
Thickness	34 5/8"	879 mm



TOP



SIDE



FRONT

OUTDOOR
FEATURES

39 harvest gold





Foyer

Shale Grey



DESCRIPTION: Fireplace



Top Section (with chimney)	imperial	metric
-------------------------------	----------	--------

OLD CODE: 833108

NEW CODE: 008300

Weight	2 120 lbs	962 kg
Height	52 3/8"	1 330 mm
Width	51 1/4"	1 302 mm
Thickness	31 1/2"	800 mm

Bottom Section	imperial	metric
----------------	----------	--------

OLD CODE: 833008

NEW CODE: 008301

Weight	4 712 lbs	2 137 kg
Height	43 3/8"	1 102 mm
Width	59 3/4"	1 518 mm
Thickness	44 1/4"	1 124 mm

NOTES

See pages 163 to 166 for more technical information and installation details.

Woodbox (With Bullnose Cap)	imperial	metric
--------------------------------	----------	--------

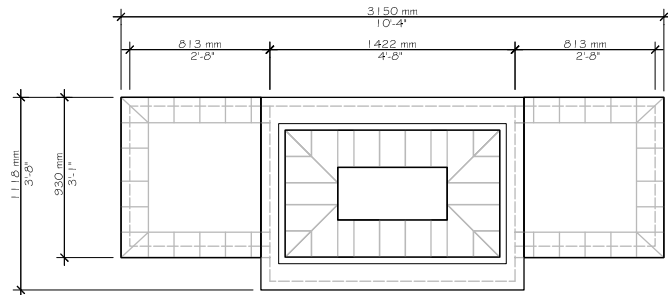
Woodbox Code - Left

OLD CODE: 833208 / **NEW CODE:** 008302

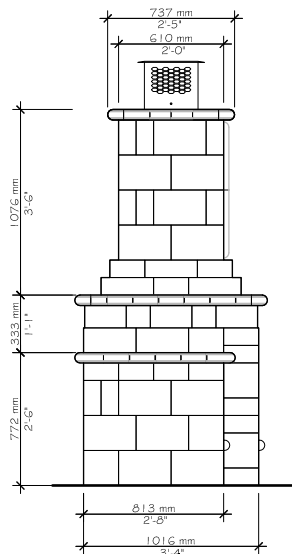
Woodbox Code - Right

OLD CODE: 833308 / **NEW CODE:** 008303

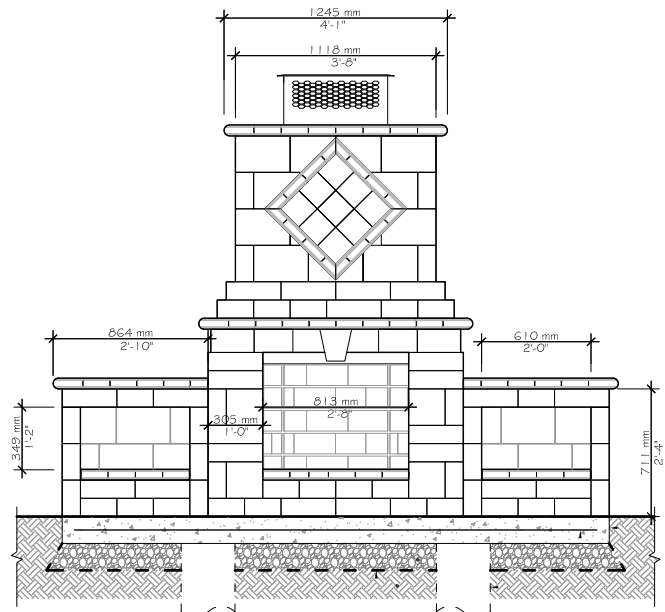
Weight	1 650 lbs	748 kg
Height	30 1/4"	768 mm
Width	34"	864 mm
Thickness	36 3/4"	933 mm



TOP



SIDE



FRONT

08 shale grey

