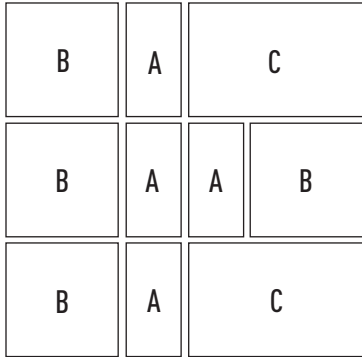




## Pallet Overview



## Specifications per pallet

	Imperial	Metric
Cubing	116.82 ft <sup>2</sup>	(10.96 m <sup>2</sup> )
Weight	3 300 lb	(1 497 kg)
Number of rows = 11	10.62 ft <sup>2</sup> / row	(0.99 m <sup>2</sup> ) / row



A



### Units dimensions

	in	(mm)	Units / pallet
Thickness	2.4	(60)	44 units
Width	6.5	(165)	
Length	12.99	(330)	

B



Thickness	2.4	(60)	44 units
Width	12.99	(330)	
Length	12.99	(330)	

C



Thickness	2.4	(60)	22 units
Width	19.49	(495)	
Length	12.99	(330)	


## Notes

The Blu 60 mm cannot be used for driveways.


The Blu 60 mm is also available with an aged finish (0162).

## Pattern design (See www.techo-bloc.com for more hatch patterns.)

### Modular



### Linear



40

01 sandlewood  
slate 112201  
aged 016201

08 shale grey  
slate 112208  
aged 016208

16 mojave beige  
slate 112216  
aged 016216

21 champlain grey  
slate 112221  
aged 016221

39 harvest gold  
slate 112239  
aged 016239

40 chestnut brown  
slate 112240  
aged 016240

41 autumn red  
slate 112241  
aged 016241

42 oceana  
slate 112242  
aged 016242

